

MINI SVR SERIES

Single Phase
mSVR-10H

Standard Features

Rated Power:	10	[kVA]
Input Variation Range: *	-28 / +15	[%]
Selectable Rated Voltage:	220 - 230 - 240 (adjustable 208 to 240)	[V]
Input Voltage Range:	165 - 265	[V]
Max Input Current:	60.6	[A]
Output Current: *	43.5	[A]
Output Accuracy:	±1 (Adjustable 1 to 5)	[%]
Frequency:	50/60 (35 - 63)	[Hz]
Speed of Regulation:	Typically a 10% supply variation will be corrected within 2.5% in 0.6 seconds (front panel adjustable)	[Seconds]
Efficiency:	>98	[%]
Admitted Load Variation:	Up to 100	[%]
Cooling:	Natural Ventilation	[-]
Operating Ambient Temperature:	0/+45	[°C]
Storage Temperature:	-25/+60	[°C]
Max Relative Humidity:	90	[%]
Admitted Overload:	Operational Overload Settings are set via the Digital Display Panel, with electro-mechanical overload ratings at 1000% for 100 milliseconds 250% for 10 seconds 150% for 1 minute	[%]
Harmonic Distortion:	None Introduced	[-]
Colour:	RAL 1013 (Oyster White)	[-]
Ingress Protection Degree:	IP20	[-]
Metering (Front Panel):	Digital - Input Volts, Output Volts & Current	[V/A]
LED Status Indication (Front Panel):	Normal, Time Delay, High Voltage, Low Voltage & Overload	
Installation:	Indoor - Hardwired (Rear or Bottom Cable Entry)	[-]
Physical Size: (W x H x D)	400(W) x 590(H) x 400(D)	[mm]
Weight:	76	[Kg]

* at 230V (Default) selected Output Voltage

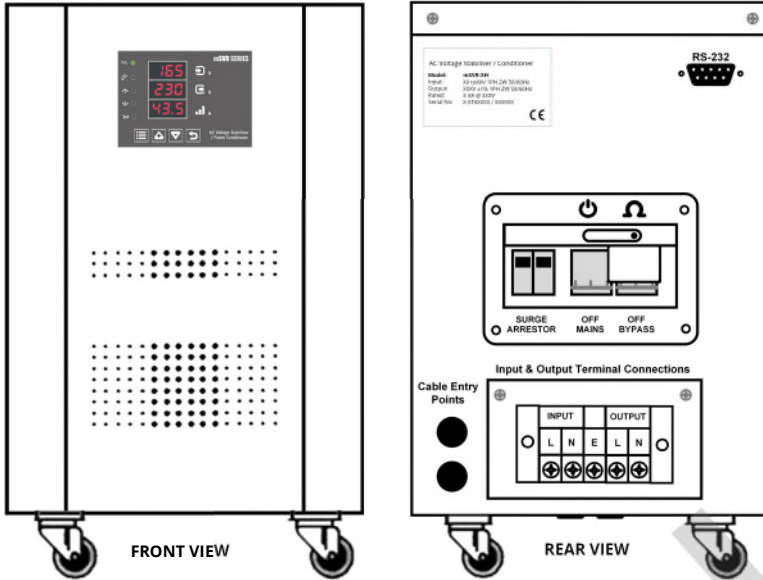
Protections & Signals

Automatic Circuit Breaker to protect against overload and short circuit
Inbuilt Manual Bypass Switch with interlocking
TVSS - Protects loads against high-energy Spikes and Transient Voltages
LC Filtering delivering Common Mode and Differential Mode Attenuation of 50dB at 100kHz
Class II SPD (Lightning Surge Arrestor) - prevents the spread of high over-voltages to the system and load
RS-232 Interface for Remote Monitoring

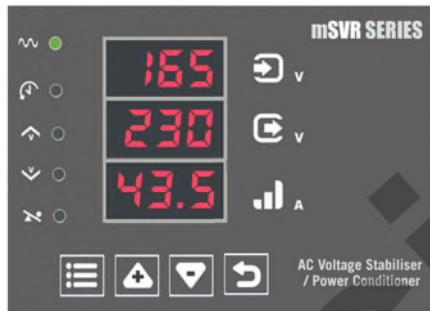
MINI SVR SERIES

Single Phase
mSVR-10H

Physical Appearance, Sizes & Weights



Unpacked:
400(W) x 590(H) x 400(D) mm - 76Kg
Packed:
48(W) x 77(H) x 50(D) cm - 86 Kg



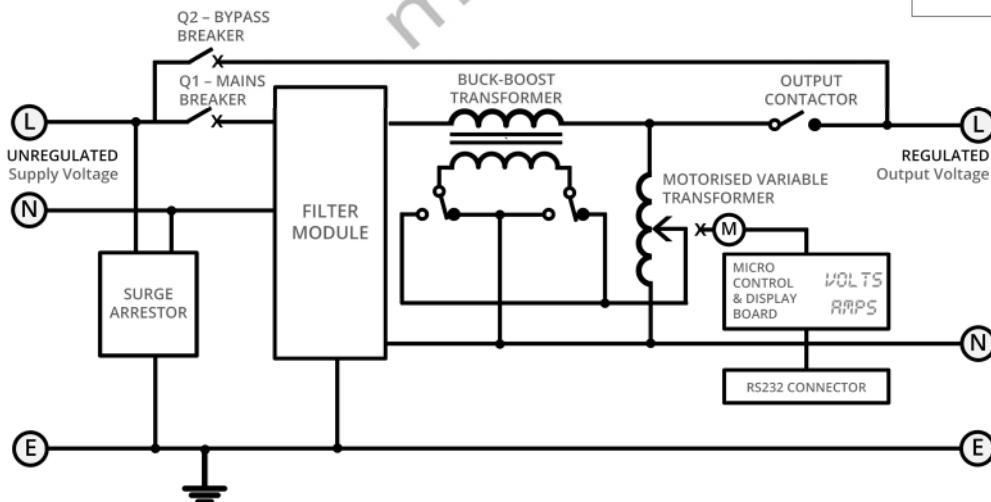
FRONT DISPLAY PANEL

System Adjustable Parameters via the Display Panel

Password-protected access for setting the Stabiliser/Conditioner's 7 user-definable system parameters. User-adjustable parameters are-

1. Output Voltage
2. Output Voltage Accuracy
3. Output Under-Voltage Level
4. Output Over-Voltage Level
5. Input Overload level
6. Speed of Response
7. Time Delay

General Schematic Diagram



For use with a Two-Phase Supply (No

